

DS-3E1508-EI V2 8 Port Gigabit Smart Switch



Smart managed switches are developed by Hikvision, featuring easy management and maintenance. You can easily deploy, monitor and expand your surveillance system anytime and anywhere with our software platforms. You can view the network topology, monitor the health of the network and receive device alarms in real time, which greatly reduces the cost of network operation and maintenance.

- 8 × gigabit RJ45 port
- Gigabit network access design
- Network topology management, alarm push, network health monitor
- Solid high-strength metal shell
- Reliable fan-free design

▪ Specification

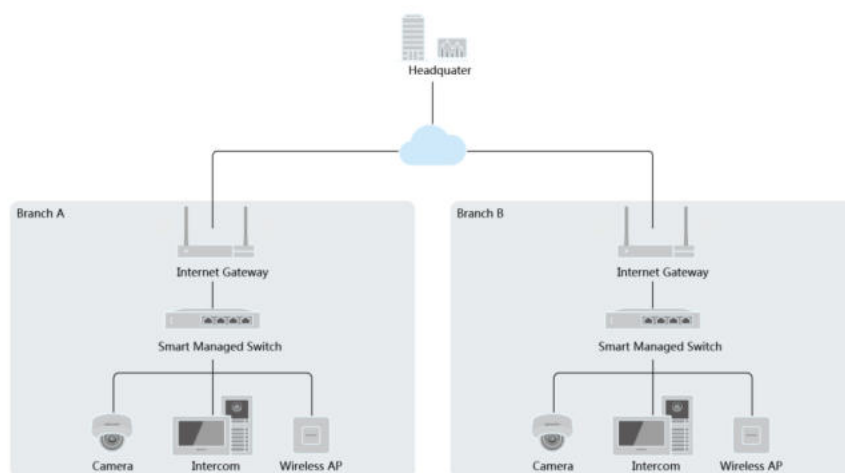
Model		DS-3E1508-EI
Network Parameters	Ports	8 × Gigabit RJ45 port
	MAC Address Table	4 K
	Switching Capacity	16 Gbps
	Packet Forwarding Rate	11.9 Mpps
	Internal Cache	1.5 Mbits
Software Function	Port Isolation	Ports 1 to 8: port isolation mode to improve network security Ports in an isolation group cannot communicate with each other, but they can communicate with ports outside the isolation group.
	Link Aggregation	Link aggregation is used to aggregate multiple physical ports to form a logical port for load balancing, bandwidth expansion, and port protection. Support static link aggregation. Support 2 aggregation groups.
	Loop Prevention	Loop prevention is used to prevent the switching network from forming loops, which will seriously affect network communication. Disabled by default. Support 802.1D STP. Support 802.1w RSTP.
	VLAN	VLAN is used for network scale planning and network health improvement. Support 802.1Q. Configurable VLAN ID from 1-4094. Support Trunk, Access port mode. Support Max. 32 VLAN.
	HPP	Support one-click activation and remote management via Hik-Partner Pro. Functions supported: 1. Display the port rate. 2. Display the port bandwidth utilization rate. 3. Display topology information. 4. Display the alarm status. 5. Restart ports and devices. 6. Remotely upgrade the device.
General	System Maintenance	Support device management via web. Support DHCP Client. Enabled by default for dynamic assignment of management IP addresses. Support Super IP, which is a fixed IP address (10.180.190.200) for direct access. Support management via Hik-Central Pro. Support remote management via Hik-Partner Pro. Support cable detection. Abnormal open circuits and short circuits as well as network cable length can be detected. Supports 802.1ab LLDP for peer device discovery. Support SNMP v1/v2c for third-party management platform access. Support port mirroring for fault locating.
	Shell	Metal material
	Net Weight	0.29 kg (0.64 lb)
	Gross Weight	0.5 kg (1.1 lb)

	Dimensions (W × H × D)	144.6 mm × 29.6 mm × 69.3 mm (5.69" × 1.17" × 2.73")
	Operating Temperature	0 °C to 40 °C (32 °F to 104 °F)
	Storage Temperature	-40 °C to 85 °C (-40 °F to 185 °F)
	Operating Humidity	5% to 95% (no condensation)
	Relative Humidity	5% to 95% (no condensation)
	Power Supply	5 V DC, 1 A
	Installation Mode	Desk-Mounted,Wall-Mounted
	Max. Power Consumption	5 W
	Power Consumption in Idle	0.66 W
	Surge Protection	6 kV
Approval	EMC	CE-EMC (EN 55032: 2015+A11: 2020, EN IEC 61000-3-2: 2019, EN 61000-3-3: 2013+A1: 2019, EN 50130-4: 2011+A1: 2014, EN 55035: 2017+A11: 2020)
	Safety	CB (AMD1:2009, AMD2:2013, IEC 62368-1: 2014 (Second Edition), CE-LVD (EN 62368-1: 2014+A11: 2017)
	Chemistry	CE-RoHS (2011/65/EU),WEEE (2012/19/EU)

▪ Available Model

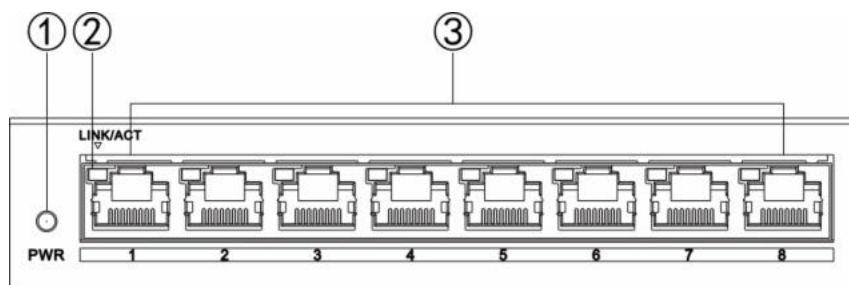
DS-3E1508-EI V2

▪ Typical Application




▪ Physical Interface

Front Panel




Rear Panel



No.	Indicator/Port	Description
①	PWR Indicator	<ul style="list-style-type: none"> ● Solid on: The switch is powered on normally. ● Unlit: No power supply is connected or power supply is abnormal.
②	LINK/ACT Indicator	<ul style="list-style-type: none"> ● Solid on: The port is connected. ● Flashing: The port is transmitting data. ● Unlit: The port is disconnected or connection is abnormal.
③	Gigabit RJ45 Port	Used for connection to another device via a network cable.
④	Grounding Terminal	Used for connection to the grounding cable to protect the switch from lightning.
⑤	Reset Button	Used for restoring all the configurations of the switch to the default settings.
⑥	Power Supply	Use the attached power adapter to connect the switch to a socket.

▪ Dimension



Headquarters

No.555 Qianmo Road, Binjiang District,
Hangzhou 310051, China
T +86-571-8807-5998
www.hikvision.com



Follow us on social media to get the latest product and solution information.

